



PVC  
MOLDED DWV  
Drain Waste Vent Fittings



TECHNICAL INFORMATION

*March 1, 2011*

*SUPERSEDES ALL PREVIOUS EDITIONS*



Quality Systems Certificate No. 293  
Corporate Facilities, Sylmar, CA  
Assessed to ISO 9001: 2008

Visit our web site  
[www.spearsmfg.com](http://www.spearsmfg.com)

MDWV-4-0311

---

## Additional Technical Publications

THERMOPLASTIC VALVES • PRODUCT GUIDE & ENGINEERING SPECIFICATIONS.....	V-4
ACTUATED VALVES • PRODUCT GUIDE & ENGINEERING SPECIFICATIONS.....	AV-4
PVC SCHEDULE 40 FITTINGS • WEIGHTS & DIMENSIONS.....	40-4
PVC SCHEDULE 80 FITTINGS • WEIGHTS & DIMENSIONS.....	80-4
FLAMEGUARD™ • TECHNICAL INFORMATION/WEIGHTS & DIMENSIONS.....	FG-4
THERMOPLASTIC FLANGES • TECHNICAL INFORMATION/WEIGHTS & DIMENSIONS.....	FL-4
CPVC CTS FITTINGS & VALVES • WEIGHTS & DIMENSIONS.....	CTS-4
CPVC LABWASTE™ FITTINGS • TECHNICAL INFORMATION & INSTALLATION GUIDE.....	LW-4
LXT FITTINGS & VALVES • WEIGHTS & DIMENSIONS.....	LXT-4
PVC INSERT FITTINGS FOR USE WITH POLYETHYLENE PIPE • WEIGHTS & DIMENSIONS.....	INS-4

---

### Spears® Quality Policy

It is the policy and objective of Spears® Manufacturing Company to produce a superior quality product suitable for its intended use, with regard to functionality, structural integrity and conformance to established industry standards and practices. It is the commitment of this Company to do so in a manner which provides consistency of product quality, optimum availability, and superior customer service, while maintaining efficiency of operations and profitability necessary to perpetuate product improvement and customer satisfaction. Furthermore, it is recognized that the attainment of these objectives is the responsibility of all Company operations and personnel according to their respective functions.

---

The information contained in this publication is based on current information and Product design at the time of publication and is subject to change without notification. Our ongoing commitment to product improvement may result in some variations. No representations, guarantees or warranties of any kind are made as to its accuracy, suitability for particular applications or results to be obtained therefrom. For verification of technical data or additional information not contained herein, please contact Spears® Technical Services Department [West Coast: (818) 364-1611 — East Coast: (678) 985-1263].

## **PVC Molded DWV Drain Waste Vent Fittings**



**SPEARS® LINE OF QUALITY PVC  
DRAIN, WASTE AND VENT (DWV)  
FITTINGS ARE MANUFACTURED IN STRICT  
COMPLIANCE TO ASTM D 2665.**

**WATCH SPEARS® WEB SITE AND NEW PRODUCT  
ANNOUNCEMENTS FOR THE LATEST  
ADDITIONS TO THIS PRODUCT LINE.  
[www.spearsmfg.com](http://www.spearsmfg.com)**

### **STANDARDS & SPECIFICATIONS**

Standards provide greater assurance of product performance and consistency, and are available to assist design engineers in system specification. The most frequently referenced industry standards for plastic piping systems are ASTM Standard Specifications and Practices. Along with ASTM Standards, additional product specifications and certifications form the basis of product conformance to which Spears® products are manufactured.

ASTM D 2665	Poly (Vinyl Chloride) (PVC) Plastic Drain, Waste, and Vent Pipe and Fittings.
ASTM D 3311	Drain, Waste, and Vent (DWV) Plastic Fittings Patterns.
ASTM F 1866	Poly (Vinyl Chloride) (PVC) Plastic Schedule 40 Drainage and DWV Fabricated Fittings.
ASTM D 1784	Rigid Poly (Vinyl Chloride) (PVC) Compounds and Chlorinated Poly (Vinyl Chloride) (CPVC) Compounds.



NSF International Standard 14 (NSF-dwv) Certified

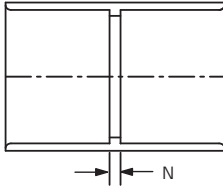
NSF International Certified to Uniform Plumbing Code (NSF- U.P. Code)



# PVC Molded DWV Drain Waste Vent Fittings

## P100 Coupling

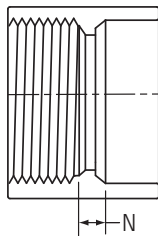
H x H



Part Number	Size	N
P100-015	1-1/2	1/8
P100-020	2	1/8
P100-030	3	3/16
P100-040	4	1/4
P100-060	6	1/4
P100-080	8	1/4
P100-100	10	3/8
P100-120	12	3/8
P100-140	14	3/8

## P101 Female Adapter

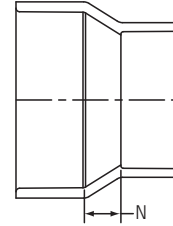
FPT x H



Part Number	Size	N
P101-015	1-1/2	1/4
P101-020	2	1/4
P101-030	3	5/16
P101-040	4	3/8
P101-060	6	1/4

## P102 Pipe Increaser - Reducer

H x H



Part Number	Size	N
P102-251	2x1-1/2	11/16
P102-337	3x1-1/2	1-3/32
P102-338	3x2	15/16
P102-420	4x2	1-3/8
P102-422	4x3	15/16
P102-532	6x4	1-7/16
P102-582	8x4	2-11/32
P102-585	8x6	1-3/8
P102-624	10x4	3-3/8
P102-626	10x6	2-9/32
P102-628	10x8	1-5/16
P102-666	12x6	3-1/4
P102-668	12x8	2-1/2
P102-670	12x10	1-11/32
3729-528*	6x2	4-1/2
3729-530*	6x3	6-1/8
3729-661*	12x2	16-5/8
3729-663*	12x3	16
3729-664*	12x4	15-1/2
3729-691*	14x2	17-7/8
3792-693*	14x3	17-1/4
3729-694*	14x4	16-3/4
3729-696*	14x6	12-7/8
3729-698*	14x8	9-3/4
3729-700*	14x10	4-3/4
3729-702*	14x12	3-3/4

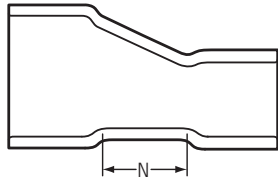
\*Fabricated

# PVC Molded DWV Drain Waste Vent Fittings



## Pipe Increaser - Eccentric Reducer

H x H

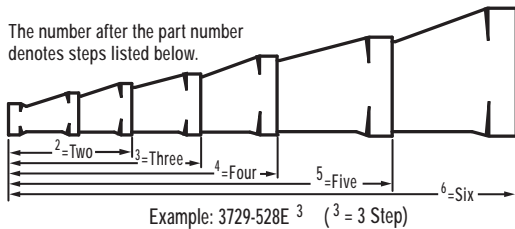


Part Number	Size	N
3729-420E*	4x2	8-13/16
3729-422E*	4x3	4-1/8
3729-528E <sup>3*</sup>	6x2	11-7/16
3729-530E <sup>2*</sup>	6x3	11-1/8
3729-532E*	6x4	5-5/8
3729-580E <sup>3</sup>	8x3	19-1/8
3729-582E <sup>2*</sup>	8x4	13-3/8
3729-585E*	8x6	6-7/8
3729-624E <sup>2*</sup>	10x4	15-1/16
3729-626E*	10x6	8-5/8
3729-628E*	10x8	6-3/4
3729-664E <sup>3*</sup>	12x4	24-1/8
3729-666E <sup>2*</sup>	12x6	17-5/8
3729-668E <sup>2*</sup>	12x8	15-3/4
3729-670E*	12x10	6-7/8

### Eccentric Reducer Footnotes

Multi-Step Configurations

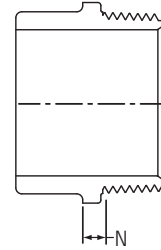
The number after the part number denotes steps listed below.



\*Fabricated

## P103 Trap Adapter - Male

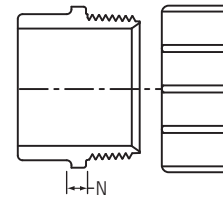
S x SLIP



Part Number	Size	N
P103-015	1-1/2	3/16
P103-020	2	3/16

## P103P Trap Adapter - Male

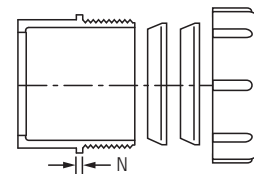
S x SLIP w/Plastic Nut - Built-in Washer



Part Number	Size	N
P103P-212	1-1/2x1-1/4	3/16
P103P-015	1-1/2	3/16
P103P-020	2	3/16

## P103R Trap Adapter - Male with 1-1/2 Plastic Nut & Washer and 1-1/2 x 1-1/4 Washer

S x SLIP w/Plastic Nut



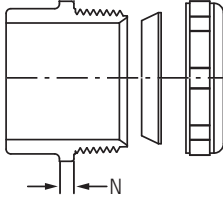
Part Number	Size	N
P103R-015	1-1/2	3/16



# PVC Molded DWV Drain Waste Vent Fittings

## P103X Trap Adapter - Male

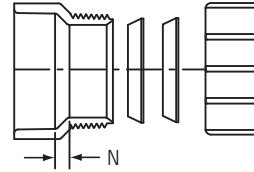
S x SLIP w/Chrome Nut & Washer



Part Number	Size	N
P103X-212	1-1/2x1-1/4	3/16
P103X-015	1-1/2	3/16
P103X-020	2	3/16

## P104R Trap Adapter - Female w/1-1/2 Plastic Nut & Washer and 1-1/2x1-1/4 Washer

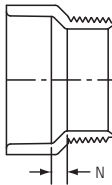
H x SLIP w/Plastic Nut



Part Number	Size	N
P104R-015	1-1/2	3/16

## P104 Trap Adapter - Female

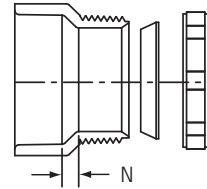
H x SLIP



Part Number	Size	N
P104-015	1-1/2	3/16
P104-020	2	3/16

## P104X Trap Adapter - Female

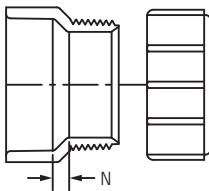
H x SLIP w/Chrome Nut & Washer



Part Number	Size	N
P104X-212	1-1/2x1-1/4	3/16
P104X-015	1-1/2	3/16
P104X-020	2	3/16

## P104P Trap Adapter - Female

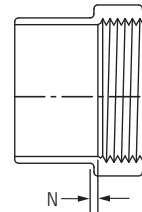
H x SLIP w/Plastic Nut



Part Number	Size	N
P104P-212	1-1/2x1-1/4	3/16
P104P-015	1-1/2	3/16

## P105 Fitting Cleanout Adapter

S x FPT



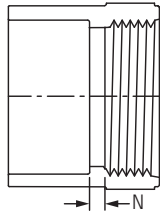
Part Number	Size	N
P105-015	1-1/2	5/32
P105-020	2	1/4
P105-030	3	11/32
P105-040	4	9/32
P105-060	6	3/8
P105-080	8	3/8

# PVC Molded DWV Drain Waste Vent Fittings



## P105H Female Cleanout Adapter

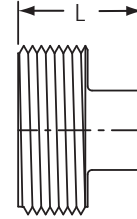
H x FPT



Part Number	Size	N
P105H-040	4	1/4
P105H-060	6	11/32

## P106 Cleanout Plug

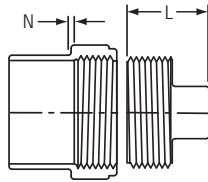
MPT



Part Number	Size	L
P106-015	1-1/2	1-5/16
P106-020	2	1-17/32
P106-025	2-1/2	1-1/2
P106-030	3	1-23/32
P106-040	4	1-7/8
P106-060	6	1-15/16
P106-080	8	2-1/32

## P105X Fitting Cleanout Adapter w/C.O. Plug

S X FPT

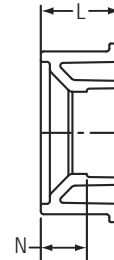


Part Number	Size	L	N
P105X-015	1-1/2	1-3/8	5/32
P105X-020	2	1-17/32	5/32
P105X-030	3	1-1/2	7/32
P105X-040	4	1-25/32	1/4
P105X-060	6	1-31/32	3/8
P105X-080	8	2-1/32	3/8
3978-100*	10	1	0
3978-120*	12	1	0
3978-140*	14	1	0

\*Fabricated with Flush C.O. Plugs

## P107 Flush Bushing

S x H



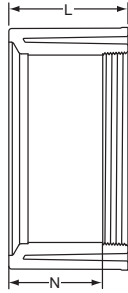
Part Number	Size	L	N
P107-251	2x1-1/2	1-1/16	1/8
P107-337	3x1-1/2	1-3/4	1
P107-338	3x2	1-25/32	1
P107-420	4x2	2	1-3/16
P107-422	4x3	2	1/2
P107-532	6x4	3-7/16	1-11/16
P107-582	8x4	4-19/32	2-13/16
P107-585	8x6	4-9/16	1-9/16
P107-626	10x6	6-1/32	3-1/32
P107-628	10x8	5-5/16	1-5/16
P107-666	12x6	7-1/2	4-1/2
P107-668	12x8	6-29/32	2-7/8
P107-670	12x10	6-1/2	1-7/16



# PVC Molded DWV Drain Waste Vent Fittings

## P108 Flush Bushing (Cleanout Adapter)

S x FPT



Part Number	Size	L	N
P108-628	10x8	5-11/32	4-3/16
P108-668	12x8	7-1/2	6-3/8

## P110 Flush C.O. Plug

MPT

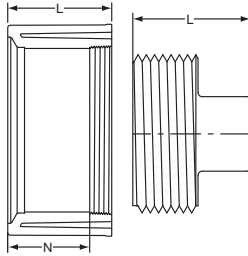


Part Number	Size	L
P110-015	1-1/2	5/8
P110-020	2	5/8
P110-025	2-1/2	3/4
P110-030	3	11/16
P110-040	4	7/8
P110-060	6	31/32

## P108X Flush Bushing (Cleanout Adapter)

w/Plug


S x FPT



SEE PART NUMBERS - P108 AND P106

## P116 Cap

SOCKET



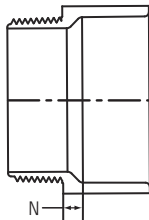
Part Number	Size	L
P116-015	1-1/2	15/16
P116-020	2	1
P116-030	3	1-3/4
P116-040	4	2-1/32
P116-060	6	3-5/16
P116-080	8	6-3/8
3747-100*	10	3-3/4
3747-120*	12	4-1/8
3747-140*	14	5-3/4

\*Fabricated

## P109 Male Adapter

Will not accept tail piece

MPT x H



Part Number	Size	N
P109-169	1-1/4x1-1/2	3/16
P109-015	1-1/2	3/16
P109-020	2	3/16
P109-030	3	3/8
P109-040	4	3/8
P109-060	6	11/16

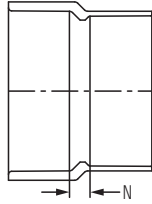


# PVC Molded DWV Drain Waste Vent Fittings



## P117 Adapter Coupling (Adapts S&D Spigot to DWV Spigot)

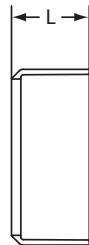
H x H



Part Number	Size	N
P117-040	4	1/2
P117-422	4x3	3/4

## P118 Adapter Bushing (Adapts DWV Hub to S&D Spigot)

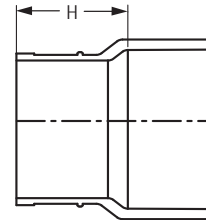
DWV SPIGOT x HUB



Part Number	Size	L
P118-030	3	1-5/16
P118-040	4	2

## P119 No-Hub Adapter

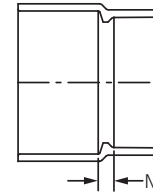
S x H



Part Number	Size	H
P119-015	1-1/2	1-9/16
P119-020	2	1-5/16
P119-030	3	1-13/16
P119-040	4	1-7/8
P119-251	2x1-1/2	1-5/8
P119-422	4x3	2-1/16

## P122 Spigot Adapter, Cast Iron

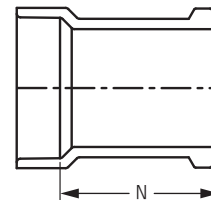
H x H



Part Number	Size	N
P122-040	4x4	9/16

## P123 Hub Adapter

H x S



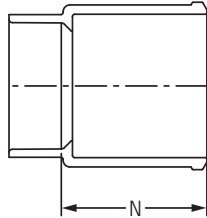
Part Number	Size	N
P123-020	2	3-7/8
P123-030	3	4-1/8
P123-040	4	4-7/16



# PVC Molded DWV Drain Waste Vent Fittings

**P123R Hub Adapter, Cast Iron, Increaser (Plain End: Joint can be made with compression gasket or plastic lead & seal rope - Do Not use hot lead)**

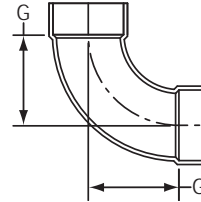
H x S



Part Number	Size	N
P123R-213	1-1/2x2	3-9/16
P123R-342	3x4	4

**P300 1/4 Bend**

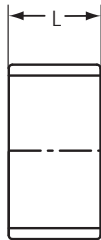
H x H



Part Number	Size	G
P300-015	1-1/2	1-21/32
P300-020	2	2-3/16
P300-030	3	2-7/8
P300-040	4	3-7/8
P300-060	6	4-29/32
P300-080	8	5-29/32
P300-100	10	9-5/8
P300-120	12	10-9/16

**P130 Repair Coupling**

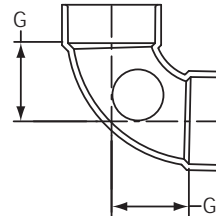
H x H



Part Number	Size	L
P130-015	1-1/2	1-9/16
P130-020	2	1-3/4
P130-030	3	3-3/16
P130-040	4	3-3/4
P130-060	6	6-11/32
P130-080	8	8-3/8
P130-100	10	10-3/8

**P300S 1/4 Bend with Side Inlet**

ALL HUB



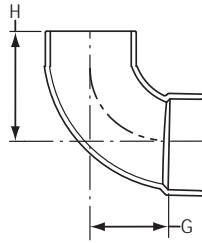
Part Number	Size	G
P300S-338	3x3x2	3-11/32

# PVC Molded DWV Drain Waste Vent Fittings



## P302 1/4 Bend, Street

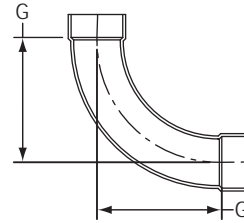
S x H



Part Number	Size	G	H
P302-015	1-1/2	1-9/16	2-13/32
P302-020	2	2-7/32	3-5/32
P302-030	3	3-1/16	4-19/32
P302-040	4	3-7/8	5-5/8
P302-060	6	5	8-11/32
P302-080	8	5-31/32	10-13/32
P302-100	10	9-15/16	15-13/32
P302-120	12	11-3/32	17-7/16

## P304 Long Sweep 1/4 Bend

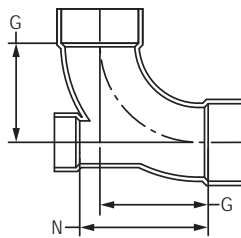
H x H



Part Number	Size	G
P304-015	1-1/2	2-3/4
P304-020	2	2-15/16
P304-030	3	3-15/16
P304-040	4	4-15/16
P304-060	6	6-23/32

## P303 1/4 Bend w/Low Heel Inlet

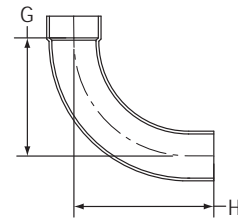
H x H x H



Part Number	Size	G	N
P303-338	3x3x2	2-27/32	4-5/32
P303-420	4x4x2	3-5/16	5

## P309 Long 1/4 Bend, Street

H x S



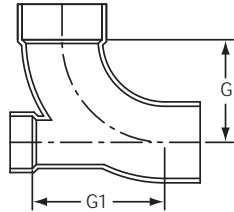
Part Number	Size	G	H
P309-015	1-1/2	2-3/4	3-1/2
P309-020	2	3-11/32	4-1/16
P309-030	3	4-1/16	5-9/16
P309-040	4	4-15/16	6-11/16



# PVC Molded DWV Drain Waste Vent Fittings

## P310 1/4 Bend, Street w/Low Heel Inlet

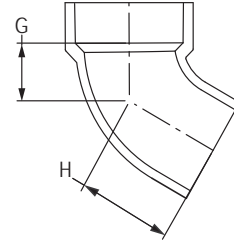
H x S x H



Part Number	Size	G	G1
P310-338	3x3x2	3-1/16	4-5/8

## P320 1/6 Bend, Street

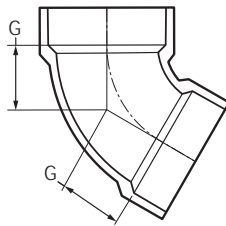
H x S



Part Number	Size	G	H
P320-015	1-1/2	1	1-23/32
P320-020	2	1-5/8	2-1/8
P320-030	3	1-11/32	2-21/32
P320-040	4	1-13/32	3-13/32

## P319 1/6 Bend

H x H

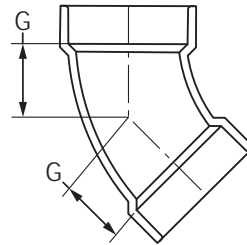


Part Number	Size	G
P319-015	1-1/2	1
P319-020	2	1-5/16
P319-030	3	1-11/16
P319-040	4	2-1/16
3724-060*	6	2-3/4
3724-080*	8	3-1/4
3724-100*	10	4
3724-120*	12	4-3/4
3724-140*	14	10-13/16

\*Fabricated

## P321 1/8 Bend

H x H



Part Number	Size	G
P321-015	1-1/2	1-1/8
P321-020	2	1-1/2
P321-030	3	1-23/32
P321-040	4	2-1/8
P321-060	6	2-5/32
P321-080	8	2-1/16
P321-100	10	2-5/8
P321-120	12	3-1/8
3717-140*	14	3-7/8

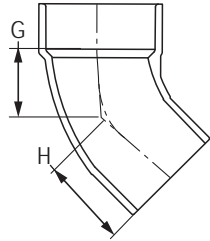
\*Fabricated

# PVC Molded DWV Drain Waste Vent Fittings



## P323 1/8 Bend, Street

H x S

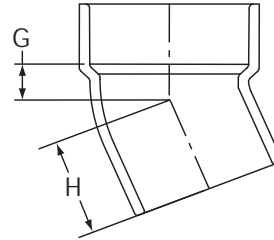


Part Number	Size	G	H
P323-015	1-1/2	31/32	1-13/16
P323-020	2	1-1/2	2-7/16
P323-030	3	1-11/16	3-1/4
P323-040	4	2-3/16	3-15/16
P323-060	6	1-9/16	5-5/32
P323-080	8	2-1/16	6-1/2
3727-100*	10	3-1/8	8-3/8

\*Fabricated

## P326 1/16 Bend, Street

H x S

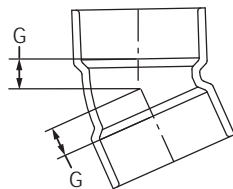


Part Number	Size	G	H
P326-015	1-1/2	1/2	1-5/16
P326-020	2	11/16	1-9/16
P326-030	3	29/32	2-7/32
P326-040	4	1	2-3/4
P326-060	6	1-1/32	4-1/2
P326-080	8	1-1/32	5-17/32
3742-100*	10	1-7/8	10-3/4
3742-120*	12	2-1/4	11-7/8
3742-140*	14	2-1/2	13-1/2

\*Fabricated

## P324 1/16 Bend

H x H

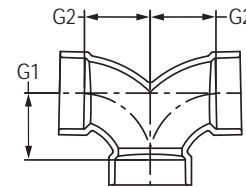


Part Number	Size	G
P324-015	1-1/2	1/2
P324-020	2	11/16
P324-030	3	29/32
P324-040	4	1
P324-060	6	1-5/16
P324-080	8	1-3/8
3716-100*	10	2-3/16
3716-120*	12	2-1/4
3716-140*	14	2-1/2

\*Fabricated

## P327 Double 1/4 Bend

H x H x H



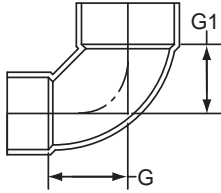
Part Number	Size	G1	G2
P327-015	1-1/2	1-3/4	1-3/4
P327-020	2	2-5/16	2-5/16
P327-030	3	3-1/16	3-1/16
P327-040	4	3-29/32	3-29/32
P327-241	2x1-1/2x1-1/2	1-3/8	4-1/2



# PVC Molded DWV Drain Waste Vent Fittings

## P329 Closet Bend, Reducing

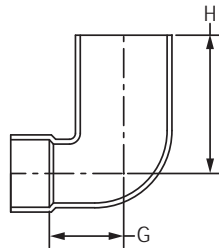
H x H



Part Number	Size	G	G1
P329-342	3x4	3-1/16	2-21/32

## P330 Closet Bend, Reducing

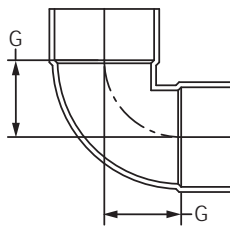
H x S



Part Number	Size	G	H
P330-342	3x4	3-5/8	6

## P331 Vent Ell

H x H

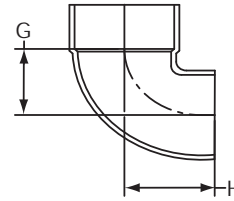


Part Number	Size	G
P331-015	1-1/2	1-3/16
P331-020	2	1-1/2
P331-030	3	1-7/8
P331-040	4	2-1/4
P331-060	6	3-1/2
P331-080	8	4-1/2
P331-100	10	5-3/4
P331-120	12	6-27/32
3706-140*	14	12-1/4

\*Fabricated

## P333 Vent Ell, Street

H x S

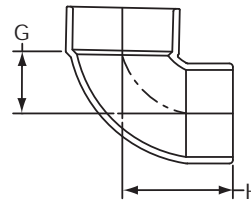


Part Number	Size	G	H
P333-015	1-1/2	1-3/16	2-1/4
P333-020	2	1-1/2	2-3/8
P333-030	3	2-5/16	3-9/16
P333-040	4	3-3/16	4-3/16
3709-060*	6	6	9-1/2
3709-080*	8	7-3/4	12
3709-100*	10	8-3/16	13-7/16
3709-120*	12	10-1/2	16-3/4
3709-140*	14	13-15/16	20-15/16

\*Fabricated

## P335 Trap Elbow (for use with Traps only)

H x S



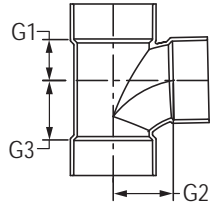
Part Number	Size	G	H
P335-030	3	2-3/32	3-29/32
P335-040	4	2-5/16	4-7/16

# PVC Molded DWV Drain Waste Vent Fittings



## P400 Sanitary Tee

ALL HUB

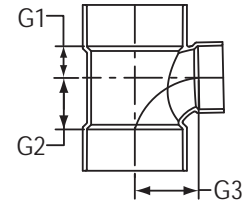


Part Number	Size	G1	G2	G3
P400-015	1-1/2	25/32	1-9/16	1-9/16
P400-020	2	1-3/8	2-5/16	2-5/16
P400-030	3	1-13/16	2-7/8	2-7/8
P400-040	4	2-1/32	3-11/16	3-11/16
P400-060	6	3-7/16	5-1/32	5-1/32
P400-080	8	4-7/16	6	6
P400-100	10	5-1/2	9-29/32	9-29/32
P400-120	12	6-17/32	11	11
3790-140*	14	5-5/16	22-3/4	23-1/16

\*Fabricated

## P401 Sanitary Tee, Reducing (continued)

ALL HUB

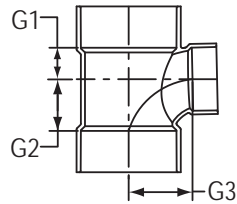


Part Number	Size	G1	G2	G3
3790-530*	6x3	3-1/4	7	9-11/16
3790-578*	8x2	3-3/4	6	8
3790-580*	8x3	3-3/4	7-1/2	10-5/8
3790-582*	8x4	3-7/8	8-7/8	8-7/8
3790-585*	8x6	3-7/8	11-3/4	12-7/8
3790-621*	10x2	3-3/4	6	9
3790-623*	10x3	4-1/16	7-11/16	11-5/8
3790-624*	10x4	4-5/16	9-5/16	12-1/8
3790-626*	10x6	4-15/16	12-13/16	13-7/8
3790-628*	10x8	5-1/4	15-3/4	16-3/16
3790-661*	12x2	4-3/16	6-5/16	10
3790-663*	12x3	4-1/4	7-3/4	12-5/8
3790-664*	12x4	4-5/16	9-3/16	13-1/8
3790-666*	12x6	4-7/8	12-5/8	14-7/8
3790-668*	12x8	5	15-1/2	17-1/8
3790-670*	12x10	5-1/16	18-7/16	20-1/16
3790-691*	14x2	4	6	10-9/16
3790-693*	14x3	4-1/2	8	13-3/16
3790-694*	14x4	4-9/16	9-7/16	13-11/16
3790-696*	14x6	4-5/8	12-3/8	15-7/16
3790-698*	14x8	4-13/16	15-3/16	17-3/4
3790-700*	14x10	4-7/8	18-1/8	20-11/16
3790-702*	14x12	6	22	22-3/8
3790-762*	16x12	5-9/16	21-7/16	23-5/16
3790-792*	18x12	6	21-3/4	24-1/4
3790-822*	20x12	6-1/2	22-1/4	25-1/4
3790-912*	24x12	7-1/2	23	27-1/8

\*Fabricated

## P401 Sanitary Tee, Reducing

ALL HUB



Part Number	Size	G1	G2	G3
P401-241	2x1-1/2x1-1/2	1-3/16	1-15/16	2-3/16
P401-251	2x2x1-1/2	1-1/4	1-27/32	2-3/16
P401-257	2x1-1/2x2	1-3/8	2-5/16	2-5/16
P401-337	3x3x1-1/2	15/16	1-3/4	2-9/16
P401-338	3x3x2	1-3/16	2-1/8	2-7/8
P401-420	4x4x2	7/8	1-27/32	3-5/32
P401-422	4x4x3	1-3/4	3	3-9/16
P401-532	6x6x4	2-5/32	3-19/32	4-11/16
3790-528*	6x2	3	5-3/8	7-1/16

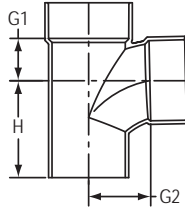
\*Fabricated



# PVC Molded DWV Drain Waste Vent Fittings

## P403 Sanitary Tee, Street

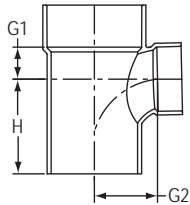
S x H x H



Part Number	Size	G1	G2	H
P403-015	1-1/2	13/16	1-17/32	2-7/16
P403-020	2	1-3/8	2-5/16	3-3/16
P403-030	3	1-7/8	2-15/16	4-3/8
P403-040	4	2-1/4	3-7/8	5-5/8
P403-060	6	3-3/4	4-1/4	7-1/2
P403-080	8	4-13/32	6	9-7/16
P403-100	10	5-15/32	9-15/16	14-9/16
P403-120	12	6-7/16	11-1/16	16-9/32

## P404 Sanitary Tee, Street, Reducing

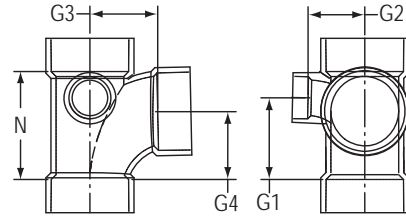
S x H x H



Part Number	Size	G1	G2	H
P404-241	2x1-1/2x1-1/2	1-7/32	2-7/32	2-9/16
P404-251	2x2x1-1/2	1-9/32	2-3/16	2-1/2
P404-257	2x1-1/2x2	1-17/32	2-5/16	2-27/32
P404-337	3x3x1-1/2	7/8	2-1/2	2-3/4
P404-338	3x3x2	1-1/8	2-7/8	2-9/32
P404-420	4x4x2	1-1/8	3-5/16	3-13/16
P404-422	4x4x3	1-3/4	3	5-1/4

## P416 Sanitary Tee, with Left Side Inlet

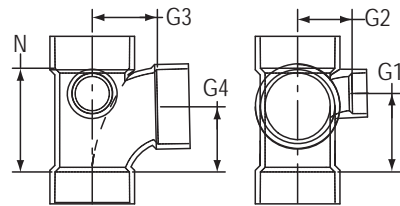
ALL HUB



Part Number	Size	G1	G2	G3	G4	N
P416-337	3x3x3x1-1/2	3-3/4	2-1/2	2-31/32	3-1/16	4-13/16
P416-338	3x3x3x2	3-3/4	2-25/32	2-31/32	3-1/16	4-13/16
P416-420	4x4x4x2	4-1/2	3-1/2	3-3/4	3-1/2	5-7/8

## P417 Sanitary Tee, with Right Side Inlet

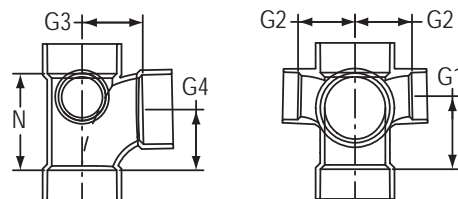
ALL HUB



Part Number	Size	G1	G2	G3	G4	N
P417-337	3x3x3x1-1/2	3-23/32	2-7/16	2-31/32	3-1/32	4-13/16
P417-338	3x3x3x2	3-3/4	2-3/4	2-31/32	3-1/32	4-13/16

## P418 Sanitary Tee, with R&L Side Inlets

ALL HUB



Part Number	Size	G1	G2	G3	G4	N
P418-337	3x3x3x1-1/2	3-23/32	2-19/32	2-31/32	3-1/16	4-13/16
P418-338	3x3x3x2	3-3/4	2-29/32	2-31/32	3-1/16	4-13/16

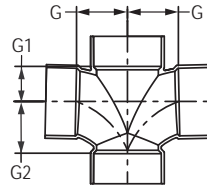


# PVC Molded DWV Drain Waste Vent Fittings



## P428 Double Sanitary Tee

ALL HUB

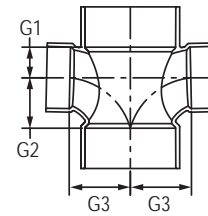


Part Number	Size	G	G1	G2
P428-015	1-1/2	1-11/16	1-5/16	1-5/16
P428-020	2	2-7/32	1-5/16	1-5/16
P428-030	3	3	1-25/32	1-25/32
P428-040	4	3-25/32	2-5/32	2-5/32
3791-060*	6	11-15/16	4-3/16	12-3/16
3791-080*	8	15-3/16	4-5/8	15-5/16
3791-100*	10	19-1/8	5-3/16	18-5/8
3791-120*	12	21-13/16	5-5/8	21-3/4
3791-140*	14	22-3/4	5-5/16	23-1/16

\*Fabricated

## P429 Double Sanitary Tee, Reducing

ALL HUB



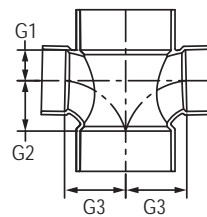
(continued)

Part Number	Size	G1	G2	G3
3791-578*	8x2	3-3/4	6	8
3791-580*	8x3	3-3/4	7-1/2	10-5/8
3791-582*	8x4	3-7/8	8-7/8	11-1/8
3791-585*	8x6	3-7/8	11-3/4	12-7/8
3791-621*	10x2	3-3/4	6	9
3791-623*	10x3	4-1/16	7-11/16	11-5/8
3791-624*	10x4	4-5/16	9-5/16	12-1/8
3791-626*	10x6	4-15/16	12-13/16	13-7/8
3791-628*	10x8	5-1/4	15-3/4	16-3/16
3791-661*	12x2	4-3/16	6-5/16	10
3791-663*	12x3	4-1/4	7-3/4	12-5/8
3791-664*	12x4	4-5/16	9-3/16	13-1/8
3791-666*	12x6	4-7/8	12-5/8	14-7/8
3791-668*	12x8	5	15-1/2	17-1/8
3791-670*	12x10	5-1/16	18-7/16	20-1/16
3791-691*	14x2	4	6	10-9/16
3791-693*	14x3	4-1/2	8	13-3/16
3791-694*	14x4	4-9/16	9-7/16	13-11/16
3791-696*	14x6	4-5/8	12-3/8	15-7/16
3791-698*	14x8	4-13/16	15-3/16	17-3/4
3791-700*	14x10	4-7/8	18-1/18	20-11/16
3791-702*	14x12	6	22	22-3/8

\*Fabricated

## P429 Double Sanitary Tee, Reducing

ALL HUB



Part Number	Size	G1	G2	G3
P429-251	2x2x1-1/2x1-1/2	1-1/8	1-7/8	2-1/16
P429-337	3x3x1-1/2x1-1/2	27/32	1-11/16	2-15/32
P429-338	3x3x2x2	1-3/16	2-1/8	2-7/8
P429-419	4x4x1-1/2x1-1/2	1-1/32	2	3-7/32
P429-420	4x4x2x2	1-1/8	2	3-1/4
P429-422	4x4x3x3	1-19/32	2-13/16	3-13/32
3791-528*	6x2	3	5-3/8	7-1/16
3791-530*	6x3	3-1/4	7	9-11/16
3791-532*	6x4	3-5/16	8-7/16	10-3/16

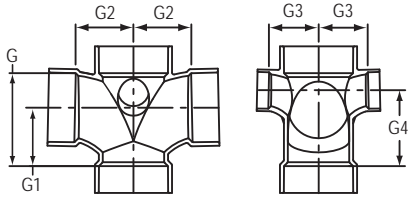
\*Fabricated



# PVC Molded DWV Drain Waste Vent Fittings

## P439 Double Sanitary Tee with R&L Side Inlets

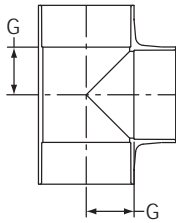
ALL HUB



Part Number	Size	G	G1	G2	G3	G4
P439-338	3x3x3x3x2x2	4-25/32	3-1/32	3-1/32	2-13/16	3-5/8
P439-420	4x4x4x4x2x2	6-1/32	3-27/32	3-7/8	3-1/4	4-15/16

## P441 Vent Tee

ALL HUB

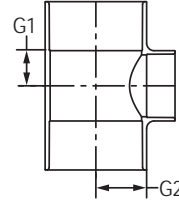


Part Number	Size	G
P441-015	1-1/2	1-3/16
P441-020	2	1-1/2
P441-030	3	1-29/32
P441-040	4	2-11/32
P441-060	6	3-5/8
P441-080	8	4-1/2
P441-100	10	5-13/16
P441-120	12	6-27/32
3701-140*	14	11

\*Fabricated

## P442 Vent Tee, Reducing

ALL HUB



Part Number	Size	G1	G2
P442-251	2x1-1/2	1-1/2	1-3/16
P442-532	6x4	2-9/16	3-25/32
P442-582	8x4	2-17/32	5-3/32
P442-585	8x6	3-5/8	4-25/32
P442-624	10x4	3-31/32	6
P442-626	10x6	3-25/32	6-3/32
P442-628	10x8	5-25/32	7-9/32
P442-664	12x4	4-7/8	10-11/32
P442-666	12x6	4-7/8	8-31/32
P442-668	12x8	4-7/8	7-11/32
P442-670	12x10	6-13/16	7-3/8
3701-528*	6x2	3-3/8	5-5/16
3701-530*	6x3	3-7/8	5-3/4
3701-578*	8x2	3-3/8	6
3701-580*	8x3	3-7/8	6-1/2
3701-621*	10x2	4-3/8	7-1/4
3701-623*	10x3	4-7/8	8
3701-661*	12x2	4-3/4	8-1/4
3701-663*	12x3	5-1/4	9
3701-691*	14x2	4-1/2	8-9/16
3701-693*	14x3	6	10
3701-694*	14x4	5-1/2	10-1/16
3701-696*	14x6	6-3/8	10-1/8
3701-698*	14x8	7-1/2	9-7/8
3701-700*	14x10	8-1/2	10
3701-702*	14x12	10-1/4	10-13/16

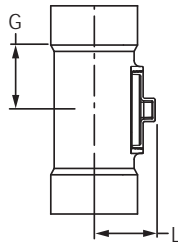
\*Fabricated

# PVC Molded DWV Drain Waste Vent Fittings



## 3701 Test Tee

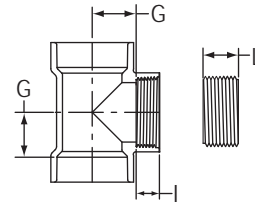
SOC x FPT with Plug



Part Number	Size	G	L
3701-060TEST*	6	5-3/8	5-5/16
3701-080TEST*	8	7-3/8	6-3/16
3701-100TEST*	10	8-5/16	6-3/4
3701-120TEST*	12	9-1/4	8-9/16

\*Fabricated (10" & 12" have Flush Plugs)

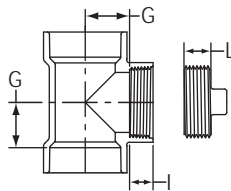
## P445X Flush C.O. Tee w/C.O. Plug



SEE PART NUMBERS - P445 AND P110

## P444X Cleanout Tee w/C.O. Plug

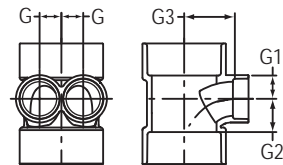
H x H



SEE PART NUMBERS - P445 AND P106

## P447 Horizontal Twin Tee

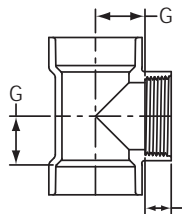
ALL HUB



Part Number	Size	G	G1	G2	G3
P447-337	3x3x1-1/2x1-1/2	1-1/32	1-1/16	1-9/16	2-9/32

## P445 Flush C.O. Tee

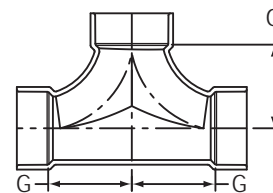
H x H x FPT



Part Number	Size	G	I
P445-015	1-1/2	1-3/32	5/8
P445-020	2	1-7/16	5/8
P445-030	3	1-7/8	3/4
P445-040	4	2-7/16	7/8
P445-060	6	3-1/2	1-1/32

## P448 2-Way Cleanout

ALL HUB



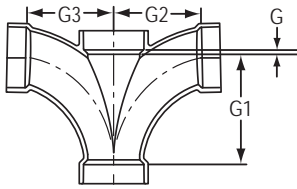
Part Number	Size	G
P448-030	3	4
P448-040	4	4-13/16



# PVC Molded DWV Drain Waste Vent Fittings

## P500 Double Fixture Fitting

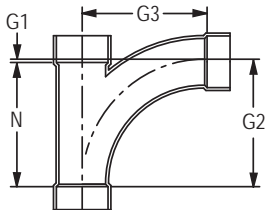
ALL HUB



Part Number	Size	G	G1	G2	G3
P500-020	2x2x2x2	9/16	3-9/16	3-5/16	3-5/16
P500-030	3x3x3x3	1/2	6-3/4	4-1/2	4-1/2
P500-241	2x1-1/2x1-1/2x1-1/2	3/8	3-9/16	2-7/16	2-7/16
P500-251	2x2x1-1/2x1-1/2	1/8	3-1/4	2-25/32	2-25/32
P500-338	3x2x3x3	1/2	6-3/4	4-1/2	4-1/2

## P501 Combination Wye and 1/8 Bend (One Piece)

ALL HUB

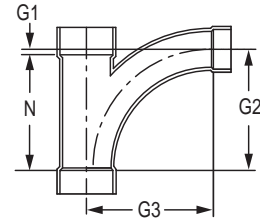


Part Number	Size	G1	G2	G3	N
P501-015	1-1/2	7/16	3-15/16	3-15/16	3-1/2
P501-020	2	5/32	4-1/2	5-1/8	4-11/32
P501-030	3	1-1/16	7-9/16	7-9/16	6-1/2
P501-040	4	1/4	8-1/2	9-13/16	8-1/16
3777-060*	6	15/16	15-7/16	12-9/16	16-3/8
3777-080*	8	3/16	20-1/8	17-3/16	19-15/16
3777-100*	10	3/16	23-5/8	24-1/8	23-13/16
3777-120*	12	5/16	27-11/16	27-3/4	27-3/8
3777-140*	14	1-1/4	29-5/8	29-5/16	28-3/8

\*Fabricated

## P502 Combination Wye and 1/8 Bend, Reducing (One Piece)

ALL HUB



Part Number	Size	G1	G2	G3	N
P502-251	2x2x1-1/2	7/16	3-15/16	4-3/16	3-1/2
P502-337	3x3x1-1/2	7/16	3-9/16	4-3/4	3-1/2
P502-338	3x3x2	11/16	5-1/8	5-11/16	4-7/16
P502-420	4x4x2	5/8	5-1/8	6-1/8	4-1/2
P502-422	4x4x3	1-1/16	7-9/16	8-1/16	6-1/2
3777-528*	6x2	7/8	7-1/2	8-1/16	8-3/8
3777-530*	6x3	13/16	9-7/16	9-3/8	10-1/4
3777-532*	6x4	11/16	11-1/16	10-11/16	11-3/4
3777-578*	8x2	1-5/8	8-1/8	9-1/16	9-3/4
3777-580*	8x3	1-5/16	9-15/16	10-5/16	11-1/4
3777-582*	8x4	1-1/4	11-1/2	11-5/8	12-3/4
3777-585*	8x6	5/8	15	13-9/16	15-5/8
3777-621*	10x2	1-11/16	8-1/16	10-1/16	9-3/4
3777-623*	10x3	1-5/8	10-1/8	11-3/8	11-3/4
3777-624*	10x4	1-11/16	11-15/16	12-5/8	13-5/8
3777-626*	10x6	1-11/16	16-1/16	14-9/16	17-3/4
3777-628*	10x8	3/8	20-5/8	18-3/16	21
3777-661*	12x2	2-1/16	8-7/16	11	10-1/2
3777-663*	12x3	1-13/16	10-3/16	12-5/16	12
3777-664*	12x4	1-11/16	11-13/16	13-5/8	13-1/2
3777-666*	12x6	1-5/8	15-7/8	15-1/2	17-1/2
3777-668*	12x8	1/8	20-3/8	19-1/8	20-1/2
3777-670*	12x10	1/16	23-7/16	23-3/8	23-1/2
3777-691*	14x2	1-7/8	8-1/8	11-5/8	10
3777-693*	14x3	2-1/16	10-7/16	12-7/8	12-1/2
3777-694*	14x4	1-15/16	12-1/16	14-3/16	14
3777-696*	14x6	1-7/16	15-9/16	16-1/8	17
3777-698*	14x8	1/16	20-1/16	19-3/4	20
3777-700*	14x10	5/8	23-5/8	24-7/16	23
3777-702*	14x12	1/16	28-1/16	27-1/4	28

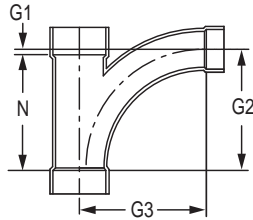
\*Fabricated

# PVC Molded DWV Drain Waste Vent Fittings



## P502 Combination Wye and 1/8 Bend, Reducing (One Piece) (continued)

ALL HUB

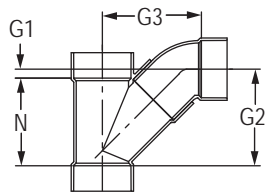


Part Number	Size	G1	G2	G3	N
3777-760*	16x10	3/8	23-5/8	26-5/8	24
3777-762*	16x12	7/16	27-7/16	29-5/16	27
3777-790*	18x10	13/16	23-15/16	27-9/16	24-3/4
3777-792*	18x12	0	27-3/4	30-1/4	27-3/4
3777-820*	20x10	7/8	23-7/8	28-9/16	24-3/4
3777-822*	20x12	9/16	28-3/16	31-3/16	28-3/4
3777-910*	24x10	1-15/16	24-13/16	30-7/16	26-3/4
3777-912*	24x12	1-1/2	29	33-1/8	30-1/2

\*Fabricated

## P503 Combination Wye and 1/8 Bend (Two Piece)

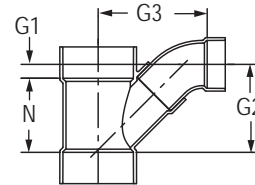
ALL HUB



Part Number	Size	G1	G2	G3	N
P503-030	3	7/8	7-3/8	7-1/2	6-15/32
P503-040	4	7/8	8-15/16	9-1/4	8-1/16
P503-060	6	31/32	10-31/32	11-11/32	9-31/32
P503-080	8	1-1/2	16	16	14-1/2

## P504 Combination Wye and 1/8 Bend, Reducing (Two Piece)

ALL HUB



Part Number	Size	G1	G2	G3	N
P504-422	4x3	1	7-19/32	8-7/32	6-19/32
P504-530	6x3	5/8	7-9/16	9-5/16	6-29/32
P504-532	6x4	1-3/8	8-7/32	10-3/32	6-27/32
P504-580	8x3	1-1/8	9-1/8	10-3/8	8
P504-582*	8x4	9-1/4	9-1/4	11-1/8	8
P504-585	8x6	1-1/32	11-9/32	12-3/8	10-11/32
P504-623*	10x3	1-1/4	12-1/16	13-15/16	10-13/16
P504-624*	10x4	1-7/16	12	14-1/2	10-9/16
P504-626	10x6	15/16	11-3/4	14-1/16	10-13/16
P504-628	10x8	15/16	14-1/4	15-1/2	13-9/16
P504-668	12x8	1-1/16	20-1/8	19-1/8	19-1/16
P504-670*	12x10	5/8	19-3/4	19-1/2	19-1/16

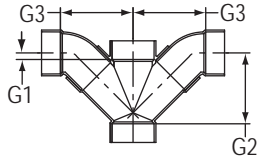
\*Bushed



# PVC Molded DWV Drain Waste Vent Fittings

## P507 Double Combination Wye and 1/8 Bend

ALL HUB

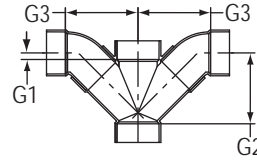


Part Number	Size	G1	G2	G3
P507-015	1-1/2	7/16	4-5/16	4-5/16
P507-020	2	9/16	5-7/16	5-5/8
P507-030	3	27/32	7-11/32	7-11/32
P507-040	4	1-5/32	9-5/32	9-11/32
P507-251	2x1-1/2	13/32	4-9/16	4-3/4
P507-338	3x3x2x2	29/32	5-11/16	6-15/32
P507-420	4x4x2x2	7/8	5-7/8	7-1/32
P507-422	4x4x3x3	1-1/16	7-1/2	8-1/8
3792-060*	6	15/16	15-7/16	12-9/16
3792-080*	8	3/16	20-1/8	17-3/16
3792-100*	10	3/16	23-5/8	24-1/8
3792-120*	12	5/16	27-11/16	27-3/4
3792-140*	14	1-1/4	29-5/8	29-5/16
3792-528*	6x2	7/8	7-1/2	8-1/16
3792-530*	6x3	13/16	9-7/16	9-3/8
3792-532*	6x4	11/16	11-1/16	10-11/16
3792-578*	8x2	1-5/8	8-1/8	9-1/16
3792-580*	8x3	1-5/16	9-15/16	10-5/16
3792-582*	8x4	1-1/4	11-1/2	11-5/8
3792-585*	8x6	5/8	15	13-9/16
3792-621*	10x2	1-11/16	8-1/16	10-1/16
3792-623*	10x3	1-5/8	10-1/8	11-3/8
3792-624*	10x4	1-11/16	11-15/16	12-5/8
3792-626*	10x6	1-11/16	16-1/16	14-9/16
3792-628*	10x8	3/8	20-5/8	18-3/16
3792-661*	12x2	2-1/16	8-7/16	11
3792-663*	12x3	1-13/16	10-3/16	12-5/16
3792-664*	12x4	1-11/16	11-13/16	13-5/8

\*Fabricated

## P507 Double Combination Wye and 1/8 Bend (continued)

ALL HUB

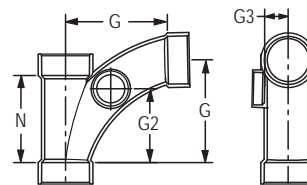


Part Number	Size	G1	G2	G3
3792-666*	12x6	1-5/8	15-7/8	15-1/2
3792-668*	12x8	1/8	20-3/8	19-1/8
3792-670*	12x10	1/16	23-7/16	25-1/8
3792-691*	14x2	1-7/8	8-1/8	11-5/8
3792-693*	14x3	2-1/16	10-7/16	12-7/8
3792-694*	14x4	1-15/16	12-1/16	14-3/16
3792-696*	14x6	1-7/16	15-9/16	16-1/8
3792-698*	14x8	1/16	20-1/16	19-3/4
3792-700*	14x10	3/16	23-3/16	25-11/16
3792-702*	14x12	0	28	28-3/8
3792-760*	16x10	3/8	23-5/8	26-5/8
3792-762*	16x12	7/16	27-7/16	29-5/16
3792-790*	18x10	13/16	23-15/16	27-9/16

\*Fabricated

## P515 Combination Wye and 1/8 Bend with Left Side Inlet

ALL HUB



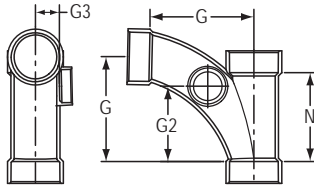
Part Number	Size	G	G2	G3	N
P515-338	3x3x3x2	7-9/16	5-1/2	1-7/8	6-1/2

# PVC Molded DWV Drain Waste Vent Fittings



## P516 Combination Wye and 1/8 Bend with Right Side Inlet

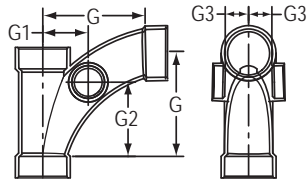
ALL HUB



Part Number	Size	G	G2	G3	N
P516-338	3x3x3x2	7-9/16	5-1/2	1-7/8	6-1/2

## P517 Combination Wye and 1/8 Bend with R&L Side Inlets

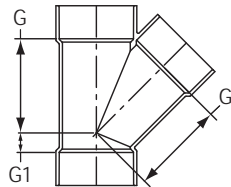
ALL HUB



Part Number	Size	G	G1	G2	G3
P517-338	3x3x3x2	7-9/16	3-5/16	5-1/2	1-7/8

## P600 Wye

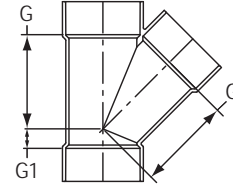
ALL HUB



Part Number	Size	G	G1
P600-015	1-1/2	2-7/8	1-3/32
P600-020	2	3-5/8	1-3/8
P600-030	3	5	1-5/8
P600-040	4	6-1/4	1-7/8
P600-060	6	8-5/16	1-3/4
P600-080	8	11-5/16	2
P600-100	10	14-1/16	2-7/16

## P600 Wye (continued)

ALL HUB

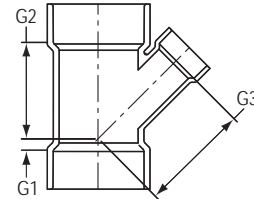


Part Number	Size	G	G1
P600-120	12	16-3/32	2-27/32
3775-140*	14	21-3/16	7-3/16

\*Fabricated

## P601 Wye, Reducing

ALL HUB



Part Number	Size	G1	G2	G3
P601-241	2x1-1/2x1-1/2	3/4	2-15/16	2-15/16
P601-251	2x2x1-1/2	13/16	3-15/32	3-17/32
P601-257	2x1-1/2x2	1	4-1/2	3-3/8
P601-337	3x3x1-1/2	1/2	3-25/32	4-3/8
P601-338	3x3x2	7/8	4-3/32	4-17/32
P601-419	4x4x1-1/2	3/8	3-9/32	4-3/8
P601-420	4x4x2	5/16	4-5/16	5-11/32
P601-422	4x4x3	21/32	5-1/2	5-29/32
P601-528	6x6x2	3/8	6-9/16	8-5/16
P601-530	6x6x3	1-1/8	6	6-7/8
P601-532	6x6x4	23/32	6-3/16	7-1/8
P601-578	8x8x2	3/8	7-5/8	9-13/16
P601-582	8x8x4	3/8	7-5/8	8-5/8
P601-585	8x8x6	23/32	10-1/32	9-15/16
P601-626	10x10x6	-13/32	11-1/8	12-3/32

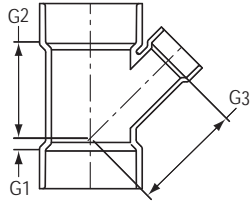


# PVC Molded DWV Drain Waste Vent Fittings

## P601 Wye, Reducing

ALL HUB

(continued)

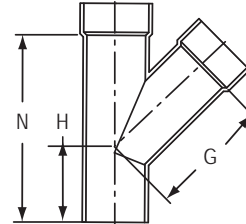


Part Number	Size	G1	G2	G3
P601-628	10x10x8	15/16	12-1/2	12-29/32
P601-670	12x12x10	2-15/16	16-3/16	17-3/16
3775-580*	8x3	1-5/16	9-15/16	10-7/8
3775-621*	10x2	1/2	10-1/4	11-3/16
3775-623*	10x3	1/2	11-1/4	12-5/16
3775-624*	10x4	1-7/16	12-3/16	13-5/16
3775-661*	12x2	1-1/8	11-5/8	12-9/16
3775-663*	12x3	3/8	12-3/8	13-11/16
3775-664*	12x4	3/8	13-1/8	14-11/16
3775-666*	12x6	2-3/8	15-1/8	15-5/8
3775-668*	12x8	3-7/8	16-5/8	17-1/16
3775-691*	14x2	2	12	13-7/16
3775-693*	14x3	3/4	13-1/4	14-9/16
3775-694*	14x4	0	14	15-9/16
3775-696*	14x6	1-1/2	15-1/2	16-1/2
3775-698*	14x8	3	17	17-15/16
3775-700*	14x10	4-1/2	18-1/2	19
3775-702*	14x12	7	21	20-15/16

\*Fabricated

## P602 Wye, Street

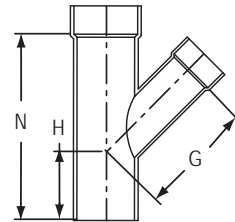
S x H x H



Part Number	Size	G	H	N
P602-015	1-1/2	2-7/8	1-7/8	4-7/16
P602-020	2	3-5/8	2-5/32	5-13/16
P602-030	3	5-1/16	3	8
P602-040	4	6-1/8	5-3/4	10-1/16

## P603 Wye, Street, Reducing

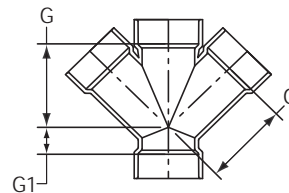
S x H x H



Part Number	Size	G	H	N
P603-251	2x2x1-1/2	3-7/16	2	5-11/32
P603-420	4x4x2	5-9/16	2-7/32	6-9/16
P603-422	4x4x3	6	2-13/16	8-1/16

## P611 Double Wye

ALL HUB



Part Number	Size	G	G1
P611-015	1-1/2	2-7/8	1-1/8
P611-020	2	3-5/8	1-3/8
P611-030	3	6-1/8	1-5/8
P611-040	4	6-11/32	1-27/32

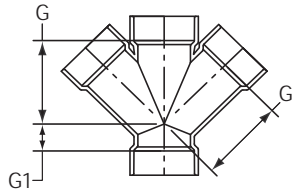


# PVC Molded DWV Drain Waste Vent Fittings



## P611 Double Wye (continued)

ALL HUB

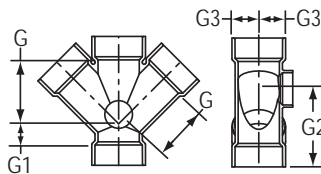


Part Number	Size	G	G1
P611-060	6	8-5/16	1-25/32
3776-080*	8	14-5/16	5-5/8
3776-100*	10	17-1/4	6-9/16
3776-120*	12	20-1/16	7-5/16
3776-140*	14	21-3/16	7-3/16

\*Fabricated

## P611S Double Wye, with 2" Side Inlet

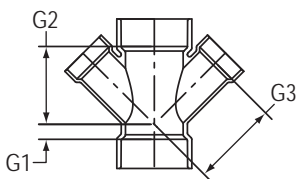
ALL HUB



Part Number	Size	G	G1	G2	G3
P611S-030	3	4-15/16	1-9/16	6-7/16	1-31/32

## P612 Double Wye, Reducing

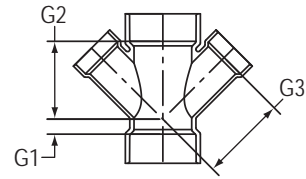
ALL HUB



Part Number	Size	G1	G2	G3
P612-251	2x2x1-1/2x1-1/2	1-1/16	3-5/16	3-7/16
P612-337	3x3x1-1/2x1-1/2	1/2	3-3/4	4-5/16
P612-338	3x3x2x2	7/8	4-1/16	4-5/8
P612-420	4x4x2x2	3/8	4-17/32	5-7/16
P612-422	4x4x3x3	1-1/16	5-13/32	5-7/8
P612-532	6x6x4x4	1-1/8	5-3/4	6-9/16

## P612 Double Wye, Reducing (continued)

ALL HUB



Part Number	Size	G1	G2	G3
3776-528*	6x2	7/8	7-1/2	8-7/16
3776-530*	6x3	1-13/16	8-7/16	9-9/16
3776-578*	8x2	9/16	9-3/16	9-3/4
3776-580*	8x3	1-5/16	9-15/16	10-7/8
3776-582*	8x4	2-1/16	10-11/16	11-7/8
3776-585*	8x6	3-1/2	12-1/8	12-13/16
3776-621*	10x2	1/2	10-1/4	11-3/16
3776-623*	10x3	1/2	11-1/4	12-5/16
3776-624*	10x4	1-7/16	12-3/16	13-5/16
3776-626*	10x6	3-1/2	14-1/4	14-1/4
3776-628*	10x8	5-1/8	15-7/8	15-11/16
3776-661*	12x2	1-1/8	11-5/8	12-9/16
3776-663*	12x3	3/8	12-3/8	13-11/16
3776-664*	12x4	3/8	13-1/8	14-11/16
3776-666*	12x6	2-3/8	15-1/8	15-5/8
3776-668*	12x8	3-7/8	16-5/8	17-1/16
3776-670*	12x10	5-3/8	18-1/8	18-1/8
3776-691*	14x2	2	12	13-7/16
3776-693*	14x3	3/4	13-1/4	14-9/16
3776-694*	14x4	0	14	15-9/16
3776-696*	14x6	1-1/2	15-1/2	16-1/2
3776-698*	14x8	3	17	17-15/16
3776-700*	14x10	4-1/2	18-5/8	19
3776-702*	14x12	7	21	20-15/16

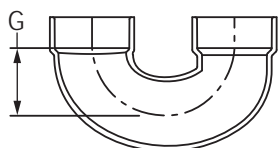
\*Fabricated



# PVC Molded DWV Drain Waste Vent Fittings

### P700 Return Bend

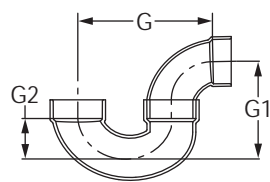
H x H



Part Number	Size	G
P700-015	1-1/2	1-11/32
P700-020	2	2-3/8
P700-030	3	3
P700-040	4	3-7/16
P700-060	6	5
P700-080	8	6-1/8

### P706X P-Trap

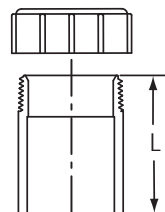
H x H



Part Number	Size	G	G1	G2
P706X-015	1-1/2	4-1/4	3-3/4	1-13/32
P706X-020	2	6-7/16	4-3/4	2-13/32
P706X-030	3	8-11/16	6-15/16	3-1/32
P706X-040	4	11-1/32	8-1/8	3-23/32
P706X-060	6	18-1/2	13-3/8	5
P706X-080	8	23-1/8	16-1/8	6-1/16
P706X-100	10	36-1/4	24-7/8	10
P706X-120	12	40-3/8	27-13/16	11

### P704P Tail Piece Adapter

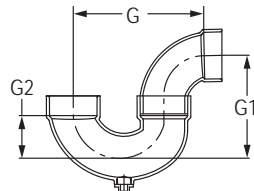
S x SLIP w/Plastic Nut & Built-in Washer



Part Number	Size	L
P704P-015	1-1/2	2-1/2

### P707X P-Trap w/Cleanout

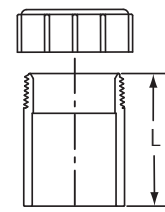
H x H



Part Number	Size	G	G1	G2
P707X-015	1-1/2	4-3/16	3-21/32	1-7/32

### P704X Tail Piece Adapter

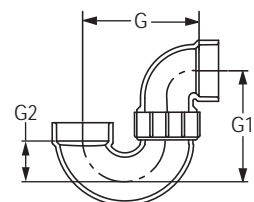
S x SLIP w/Chrome Nut & Washer



Part Number	Size	L
P704X-015	1-1/2	2-1/2

### P708P Adjustable P-Trap w/Plastic Nut

H x H



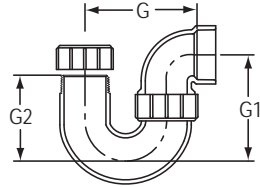
Part Number	Size	G	G1	G2
P708P-015	1-1/2	4-1/4	3-3/4	1-9/16
P708P-020	2	7-1/4	4-3/4	2-13/32

# PVC Molded DWV Drain Waste Vent Fittings



## P711P L.A. Pattern P-Trap w/Plastic Nut

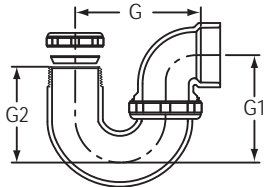
SLIP x H w/Plastic Nut & Washer



Part Number	Size	G	G1	G2
P711P-169	1-1/4x1-1/2	4-1/4	3-3/4	3-1/2
P711P-015	1-1/2	4-1/4	3-3/4	3-1/2

## P711X L.A. Pattern P-Trap w/Chrome Nut

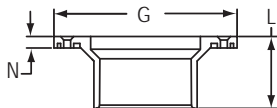
SLIP x H w/Chrome Nut & Washer



Part Number	Size	G	G1	G2
P711X-015	1-1/2	4-1/4	3-3/4	3-1/2

## P800 Closet Flange

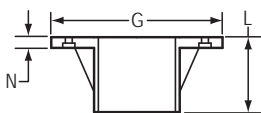
H



Part Number	Size	G	L	N
P800-422	4x3	7	2-3/4	7/16
P800-040	4x4	7	2	1/4

## P800G Closet Flange with Gussets

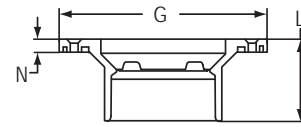
H



Part Number	Size	G	L	N
P800G-040	4	3-3/4	3-1/2	4-1/4

## P800KO Closet Flange with Knockout

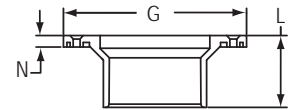
H



Part Number	Size	G	L	N
P800KO-422	4x3	7	2-25/32	7/16

## P800S Closet Flange with Stop

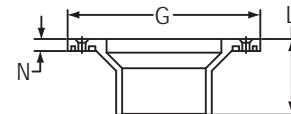
H



Part Number	Size	G	L	N
P800S-422	4x3	7	2-3/4	7/16

## P801 Closet Flange, Reducing

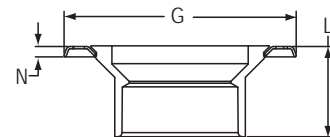
SPIGOT



Part Number	Size	G	L	N
P801-422	4x3	7	2-3/4	1/2

## P811 Closet Flange, Adjustable with Metal Ring

H



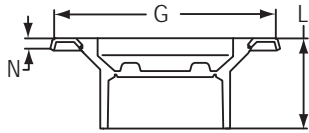
Part Number	Size	G	L	N
P811-422	4x3	7	2-13/16	1-5/16
P811-040	4x4	7	2-1/8	5/16



# PVC Molded DWV Drain Waste Vent Fittings

## P811KO Closet Flange, Adjustable with Knockout

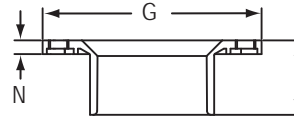
H



Part Number	Size	G	L	N
P811KO-422	4x3	7	2-13/16	1-5/16

## P815 Flush Closet Flange

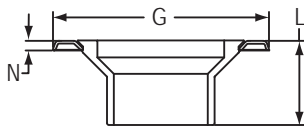
Fits Over 3" Pipe or Inside 4" Pipe



Part Number	Size	G	L	N
P815-040	4x4/4x3	7	2-3/8	1/2

## P812 Closet Flange, Adjustable with Metal Ring

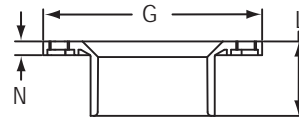
SPIGOT



Part Number	Size	G	L	N
P812-040	4	7	2-15/32	15/32
P812-422	4x3	7	2-13/16	1-5/16

## P815KO Flush Closet Flange with Knockout

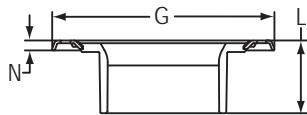
Fits Over 3" Pipe or Inside 4" Pipe



Part Number	Size	G	L	N
P815KO-040	4x4/4x3	7-1/32	2-7/16	15/32

## P813 Closet Flange, Adjustable with Metal Ring

SPIGOT

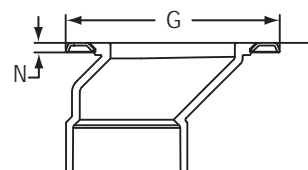


Part Number	Size	G	L	N
P813-422	4x3	5-5/16	2-1/4	5/16

## P820 Offset Closet Flange with Adjustable Metal Ring

(1-1/2" Offset)

H

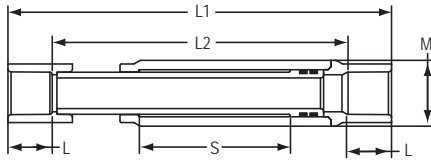


Part Number	Size	G	L	N
P820-422	4x3	7	4-1/4	1-15/16

# PVC Molded DWV Drain Waste Vent Fittings

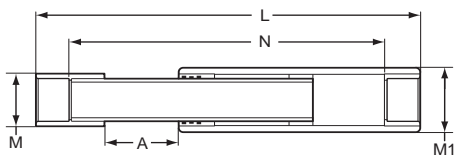


## Expansion Joint • Socket x Socket • PVC White with EPDM O-ring



Part Number	Size	L	L1	L2	M	S
S119-15	1-1/2	1-3/8	11-3/8	8-5/8	2-11/16	4
S119-20	2	1-1/2	12-1/4	9-1/4	3-3/16	4
S119-25	2-1/2	1-3/4	15-7/8	12-3/8	3-15/16	6
S119-30	3	1-7/8	16-1/8	12-3/8	4-9/16	6
S119-40	4	2-1/4	17-3/4	13-1/4	5-11/16	6
S119-60	6	3	21-5/16	15-3/16	8-1/4	6

## Large Diameter Expansion Joint • Socket x Socket • PVC Gray with EPDM O-ring



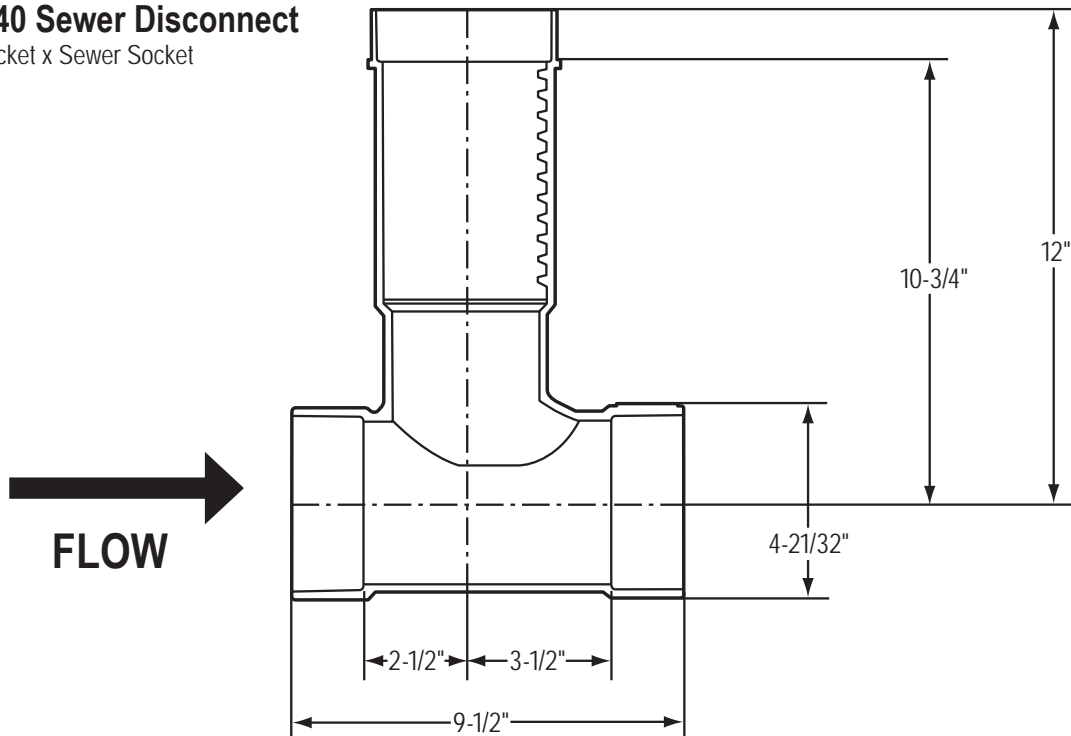
Part Number	Size	A	L	M	M1	N
826-080X6	8	3	27-1/4	9-11/16	10-3/4	19-1/4
826-100X6	10	3	35-7/8	11-13/16	12-3/4	25-7/8
826-120X6	12	3	39-1/2	14-1/8	16	27-1/2
826-140X6	14	3	49-3/4	15-5/8	16	34-7/8

### Thermal Expansion Compensation

The change in length of pipe with temperature variation should always be considered when installing pipe lines and provisions made to compensate for this change in length. The table below has been prepared to assist you in determining this expansion. This represents the calculated values of pipe length change ( $\Delta L$ ) in inches based on pipe run lengths of 10 to 100 feet and temperature changes of 30° F to 100° F.

### SDC-040 Sewer Disconnect

Sewer Socket x Sewer Socket






## PVC Molded DWV Drain Waste Vent Fittings

### PVC Pipe Thermal Expansion (in)

TEMP. CHANGE $\Delta$ T (°F)	LENGTH OF RUN (FT)									
	10	20	30	40	50	60	70	80	90	100
30	0.11	0.22	0.32	0.43	0.54	0.65	0.76	0.86	0.97	1.08
40	0.14	0.29	0.43	0.58	0.72	0.86	1.01	1.15	1.30	1.44
50	0.18	0.36	0.54	0.72	0.90	1.08	1.26	1.40	1.62	1.80
60	0.22	0.43	0.65	0.85	1.08	1.30	1.51	1.73	1.94	2.16
70	0.25	0.50	0.76	1.01	1.26	1.51	1.76	2.02	2.27	2.52
80	0.29	0.58	0.86	1.15	1.44	1.73	2.02	2.30	2.59	3.24
90	0.32	0.65	0.97	1.30	1.62	1.94	2.27	2.59	2.92	3.24
100	0.36	0.72	1.03	1.44	1.80	2.16	2.52	2.88	3.24	3.60

Example: Highest temperature expected: 120° F  
Lowest temperature expected: 50° F  
Total change ( $\Delta T$ ): 70° F  
Length of run: 40 feet  
From 70° F ( $\Delta T$ ) row, read 1.01 inches length change





**SPEARS® MANUFACTURING COMPANY**

Corporate Office

15853 Olden Street • Sylmar, CA 91342

PO Box 9203 • Sylmar, CA 91392

(818) 364-1611 • <http://www.spearsmfg.com>

